




# Technical Data Sheet

Nordic Haus Series  
Pittsburgh Plant



Product Name	Swatch	Size	Standard	Durability Class (Grade)	Dimensional Variation (Type)	Compressive Strength (psi)	24-hr Cold Water Absorption (%)	5-hr Boil Absorption (%)	IRA (g/min per 30in <sup>2</sup> )	Core Volume (%)
Copenhagen		Modular	ASTM C216	SW	FBX	>10,000	<6	<10	<10	<25
		Utility	ASTM C216	SW	FBX	>10,000	<6	<10	<10	<25
Malmö		Modular	ASTM C216	SW	FBX	>10,000	<6	<10	<10	<25
		Utility	ASTM C216	SW	FBX	>10,000	<6	<10	<10	<25
Oslo		Modular	ASTM C216	SW	FBX	>10,000	<6	<10	<10	<25
		Utility	ASTM C216	SW	FBX	>10,000	<6	<10	<10	<25

This data represents average results. If specific test results are required, sample should be taken from current production lots. U.S. STANDARD TEST METHODS (ASTM C67) ARE USED AS APPLICABLE, UNLESS OTHERWISE NOTED. ©2024




Size	Width	Height	Length	Weight	Brick per Cube	Brick per Sq Ft
Modular	3-9/16"	2-1/4"	7-5/8"	4.1	525	6.86
Utility	3-9/16"	3-5/8"	11-5/8"	9.7	201	3.00

Note: Products are also available as Thin Brick, see Thin Brick Technical Data Sheet.

# Technical Data Sheet

Nordic Haus Series -- Thin Brick  
Pittsburgh Plant



Product Name	Swatch	Size	Standard	Durability Class (Grade)	Dimensional Variation (Type)	Compressive Strength (psi)	24-hr Cold Water Absorption (%)	5-hr Boil Absorption (%)	IRA (g/min per 30in <sup>2</sup> )	Core Volume (%)
Copenhagen		Modular	ASTM C1088	Exterior	TBX	N/A	<6	<10	N/A	N/A
Malmö		Modular	ASTM C1088	Exterior	TBX	N/A	<6	<10	N/A	N/A
Oslo		Modular	ASTM C1088	Exterior	TBX	N/A	<6	<10	N/A	N/A

This data represents average results. If specific test results are required, sample should be taken from current production lots. U.S. STANDARD TEST METHODS (ASTM C67) ARE USED AS APPLICABLE, UNLESS OTHERWISE NOTED. ©2024

Size	Thickness	Width	Height	Length	Weight	Brick per Pack	Brick per Pallet	Brick per Sq Ft
Modular Thin Brick Flat	1/2"	1/2"	2-1/4"	7-5/8"	0.8	40	3200	6.86
Modular Thin Brick Corner	1/2"	3-9/16"	2-1/4"	7-5/8"	1.1	18	720	4.5/LF

Note: Products are also available as Full Brick, see Full Brick Technical Data Sheet.